

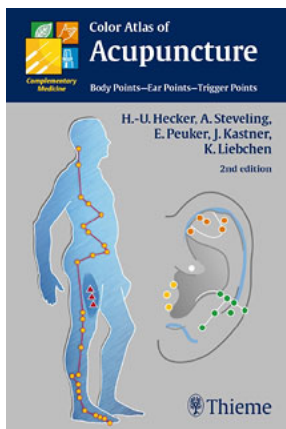
Hecker / Steveling / Peuker / Kastner / Liebchen Color Atlas of Acupuncture

Reading excerpt

[Color Atlas of Acupuncture](#)

of [Hecker / Steveling / Peuker / Kastner / Liebchen](#)

Publisher: MVS Medizinverlage Stuttgart



<http://www.narayana-verlag.com/b11868>

In the [Narayana webshop](#) you can find all english books on homeopathy, alternative medicine and a healthy life.

Copying excerpts is not permitted.

Narayana Verlag GmbH, Blumenplatz 2, D-79400 Kandern, Germany

Tel. +49 7626 9749 700

Email info@narayana-verlag.com

<http://www.narayana-verlag.com>



Contents

■ Part 1:

Body Acupuncture Points



■ Part 2:

Ear Acupuncture Points



| | |
|---------------------------------------|-----|
| The Lung Channel | 2 |
| The Large Intestine Channel | 7 |
| The Stomach Channel | 15 |
| The Spleen Channel | 23 |
| The Heart Channel | 29 |
| The Small Intestine Channel | 34 |
| The Bladder Channel | 39 |
| The Kidney Channel | 57 |
| The Pericardium Channel | 61 |
| The Triple Warmer Channel | 66 |
| The Gall Bladder Channel | 73 |
| The Liver Channel | 84 |
| The Conception Vessel (Ren Mai) | 88 |
| The Governor Vessel (Du Mai) | 95 |
| The Extra Points | 102 |

| | |
|---|-----|
| Anatomy of the Outer Ear (Auricula) | 117 |
| Zones of Auricular Innervation According to Nogier | 119 |
| Zones of Auricular Innervation According to Durinjan | 119 |
| Topography of Reflex Zones | 123 |
| Points on the Lobule According to Chinese Nomenclature | 123 |
| Points on the Lobule According to Nogier | 125 |
| Points on the Tragus According to Chinese Nomenclature | 127 |
| Points on the Tragus According to Nogier and Bahr | 129 |
| Points on the Intertragic Notch According to Chinese Nomenclature | 131 |
| Points on the Intertragic Notch According to Nogier | 133 |
| Points on the Antitragus According to Chinese Nomenclature | 135 |
| Points on the Antitragus According to Nogier | 137 |

Projection of the Skeleton According to Nogier 143

Projection Zones of the Spinal Column According to Nogier 143

Nervous Organ Points of the Paravertebral Chain of Sympathetic Ganglia 145

The Ear Relief in Cross Section (Zones I to VIII) 145

Nervous Control Points of Endocrine Glands 145

Plexus Points in the Concha According to Nogier 145

Points in the Triangular Fossa According to Chinese Nomenclature 147

Points on the Ascending Helix According to Chinese Nomenclature 149

Points on the Helix According to Nogier .. 151

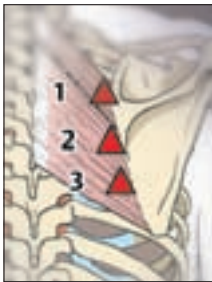
Covered Points on the Helix According to Nogier 153

Projection Zones of Internal Organs According to Chinese Nomenclature 156

Projection Zones of the Internal Organs According to Nogier 163

Energy and Treatment Lines on the Auricula 163

■ Part 3:
Trigger Points



Definition of Trigger Points 168

Epidemiology 168

Muscle Physiology 169

Pathophysiology of Myofascial Pain 169

Chronification of Myofascial Pain Syndromes 173

Basic Therapeutic Considerations 173

Specific Trigger Point Examination and Therapy 174

Temporal Muscle 176

Description of the Muscle 176

Trigger Points at the Temporal Muscle 176

Preliminary Remarks 176

Examination of Trigger Points 177

Therapy of Trigger Points 177

Trigger Points and Areas of Pain Projection . 178

Important Acupuncture Points and Their Localizations 180

| | |
|--|-----|
| Gnathological Aspects of the Temporal Muscle, Anterior Part | 182 |
| Gnathological Aspects of the Temporal Muscle, Medial Part | 183 |
| Gnathological Aspects of the Temporal Muscle, Posterior Part | 183 |
| Masseter Muscle | 183 |
| Description of the Muscle | 184 |
| Trigger Points of the Masseter Muscle | 184 |
| Preliminary Remarks | 184 |
| Examination of Trigger Points | 184 |
| Therapy of Trigger Points | 184 |
| Trigger Points and Areas of Pain Projection . | 185 |
| Important Acupuncture Points and Their Localizations | 187 |
| Gnathological Aspects of the Masseter Muscle, Superficial Part | 188 |
| Lateral Pterygoid Muscle | 189 |
| Description of the Muscle | 190 |
| Trigger Points of the Lateral Pterygoid Muscle | 190 |
| Preliminary Remarks | 190 |
| Examination of Trigger Points | 190 |
| Therapy of Trigger Points | 190 |
| Trigger Points and Areas of Pain Projection . | 191 |
| Important Acupuncture Point and Its Localization | 191 |
| Gnathological Aspects of the Lateral Pterygoid Muscle | 192 |
| Trapezius Muscle | 192 |
| Short Muscles of the Neck (Rectus Capitis Posterior Major and Minor Muscles, Superior and Inferior Oblique Muscles of the Head) | 194 |
| Description of the Muscles | 194 |
| Trigger Points of the Short Neck Muscles ... | 195 |
| Preliminary Remarks | 195 |
| Examination of Trigger Points | 195 |
| Therapy of Trigger Points | 195 |
| Trigger Points and Areas of Pain Projection . | 195 |
| Important Acupuncture Points and their Localizations | 196 |
| Splenius Muscle of the Head | 196 |
| Description of the Muscle | 198 |
| Trigger Points of the Splenius Muscle of the Head | 198 |

| | |
|---|-----|
| Preliminary Remarks | 198 |
| Examination of Trigger Points | 198 |
| Therapy of Trigger Points | 198 |
| Trigger Points and Areas of Pain Projection . | 199 |
| Important Acupuncture Points and their Localizations | 199 |
| Anterior, Middle, and Posterior Scalene | |
| Muscles | 200 |
| Description of the Muscle | 200 |
| Anterior scalene muscle | 200 |
| Middle scalene muscle | 200 |
| Posterior scalene muscle | 201 |
| Trigger Points of the Scalene Muscle | 201 |
| Trigger Points of the Scalene Muscle | 202 |
| Preliminary Remarks | 202 |
| Examination of Trigger Points | 202 |
| Therapy of Trigger Points | 202 |
| Trigger Points and Areas of Pain Projection . | 203 |
| Important Acupuncture Points and their Localizations | 204 |
| Description of the Muscle | 206 |
| Trigger Points of the Trapezius Muscle | 206 |
| Preliminary Remarks | 206 |
| Examination of Trigger Points | 207 |
| Therapy of Trigger Points | 207 |
| Trigger Points and Areas of Pain Projection . | 208 |
| Important Acupuncture Points and Their Localizations | 210 |
| Gnathological Aspects of the Trapezius Muscle, Transverse Part | 212 |
| Levator Muscle of Scapula | 212 |
| Description of the Muscle | 214 |
| Trigger Points of the Levator Muscle of Scapula | 214 |
| Preliminary Remarks | 214 |
| Examination of Trigger Points | 214 |
| Therapy of Trigger Points | 214 |
| Trigger Points and Areas of Pain Projection . | 215 |
| Important Acupuncture Points and Their Localizations | 215 |
| Gnathological Aspects of the Levator Muscle of Scapula | 216 |
| Sternocleidomastoid Muscle | 216 |
| Description of the Muscle | 218 |
| Trigger Points of the Sternocleidomastoid Muscle | 218 |

| | |
|--|-----|
| Preliminary Remarks | 218 |
| Examination of Trigger Points | 219 |
| Therapy of Trigger Points | 219 |
| Trigger Points and Areas of Pain Projection . | 220 |
| Important Acupuncture Points and Their Localizations | 221 |
| Gnathological Aspects of the Sternoclei- domastoid Muscle | 222 |
| Subclavius Muscle | 224 |
| Description of the Muscle | 224 |
| Trigger Points of the Subclavius Muscle .. | 224 |
| Trigger Points of the Subclavius Muscle | 224 |
| Preliminary Remarks | 224 |
| Examination of Trigger Points | 224 |
| Therapy of Trigger Points | 224 |
| Trigger Points and Area of Pain Projection .. | 225 |
| Important Acupuncture Points and their Localizations | 226 |
| Greater Pectoral Muscle | 228 |
| Description of the Muscle | 228 |
| Trigger Points of the Greater Pectoral Muscle | 228 |
| Preliminary Remarks | 228 |
| Examination of Trigger Points | 228 |
| Therapy of Trigger Points | 228 |
| Trigger Points and Areas of Pain Projection . | 229 |
| Important Acupuncture Points and Their Localizations | 231 |
| Smaller Pectoral Muscle | 233 |
| Description of the Muscle | 234 |
| Trigger Points of the Smaller Pectoral Muscle | 234 |
| Preliminary Remarks | 234 |
| Examination of Trigger Points | 234 |
| Therapy of Trigger Points | 234 |
| Trigger Points and Areas of Pain Projection . | 235 |
| Important Acupuncture Points and Their Localizations | 235 |
| Smaller and Greater Rhomboid Muscles . | 235 |
| Description of the Muscles | 236 |
| Smaller Rhomboid Muscle | 236 |
| Greater Rhomboid Muscle | 236 |
| Trigger Points of Smaller and Greater Rhomboid Muscles | 236 |
| Preliminary Remarks | 236 |
| Examination of Trigger Points | 237 |

| | |
|---|-----|
| Therapy of Trigger Points | 237 |
| Trigger Points and Areas of Pain Projection . | 238 |
| Important Acupuncture Points and Their Localizations | 239 |
| Supraspinatus Muscle | 239 |
| Description of the Muscle | 240 |
| Trigger Points of the Supraspinatus Muscle . | 240 |
| Preliminary Remarks | 240 |
| Examination of Trigger Points | 240 |
| Therapy of Trigger Points | 241 |
| Trigger Points and Areas of Pain Projection . | 242 |
| Important Acupuncture Points and Their Localizations | 243 |
| Infraspinatus Muscle | 243 |
| Description of the Muscle | 244 |
| Trigger Points of the Infraspinatus Muscle .. | 244 |
| Preliminary Remarks | 244 |
| Examination of Trigger Points | 244 |
| Therapy of Trigger Points | 244 |
| Trigger Points and Areas of Pain Projection . | 245 |
| Trigger Points and Areas of Pain Projection . | 246 |
| Important Acupuncture Points and Their Localizations | 247 |
| Subscapular Muscle | 247 |
| Description of the Muscle | 248 |
| Trigger Points of the Subscapular Muscle ... | 248 |
| Preliminary Remarks | 248 |
| Examination of Trigger Points | 248 |
| Therapy of Trigger Points | 248 |
| Trigger Points and Areas of Pain Projection . | 249 |
| Important Acupuncture Points and Their Localizations | 249 |
| Long Radial Extensor Muscle of Wrist | 249 |
| Supinator Muscle | 250 |
| Description of the Muscle | 250 |
| Trigger Points of the Supinator Muscle | 250 |
| Preliminary Remarks | 250 |
| Examination of Trigger Points | 250 |
| Therapy of Trigger Points | 250 |
| Trigger Points of the Supinator Muscle ... | 250 |
| Trigger Points and Areas of Pain Projection . | 251 |
| Important Acupuncture Points and their Localizations | 251 |
| Description of the Muscle | 252 |

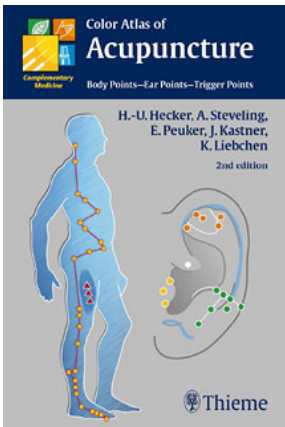
| | |
|---|-----|
| Trigger Points of the Long Radial Extensor Muscle of Wrist | 252 |
| Preliminary Remarks | 252 |
| Examination of Trigger Points | 252 |
| Therapy of Trigger Points | 252 |
| Trigger Points and Areas of Pain Projection . | 253 |
| Important Acupuncture Points and Their Localizations | 253 |
| Extensor Muscle of Fingers | 253 |
| Description of the Muscle | 254 |
| Trigger Points of the Extensor Muscle of Fingers | 254 |
| Preliminary Remarks | 254 |
| Examination of Trigger Points | 254 |
| Therapy of Trigger Points | 254 |
| Trigger Points and Areas of Pain Projection . | 255 |
| Important Acupuncture Points and Their Localizations | 256 |
| Iliac Muscle | 257 |
| Pronator Teres Muscle | 258 |
| Description of the Muscle | 258 |
| Trigger Points of the Pronator Teres Muscle | 258 |
| Preliminary Remarks | 258 |
| Examination of Trigger Points | 258 |
| Therapy of Trigger Points | 258 |
| Trigger Points of the Pronator Teres Muscle | 258 |
| Trigger Points and Areas of Pain Projection . | 259 |
| Important Acupuncture Points and their Localizations | 259 |
| Superficial Flexor Muscle of Fingers | 259 |
| Description of the Muscle | 260 |
| Trigger Points of the Superficial Flexor Muscle of the Fingers | 260 |
| Preliminary Remarks | 260 |
| Examination of Trigger Points | 260 |
| Trigger Points of the Superficial Flexor Muscle of the Fingers | 260 |
| Therapy of Trigger Points | 261 |
| Trigger Points and Areas of Pain Projection . | 261 |
| Superficial Flexor Muscle of Fingers | 261 |
| Important Acupuncture Points and their Localizations | 262 |

| | |
|---|-----|
| Important Acupuncture Points and their Localizations | 262 |
| External Oblique Muscle of the Abdomen | 263 |
| Description of the Muscle | 264 |
| Trigger Points of the External Oblique Muscle of the Abdomen | 264 |
| Preliminary Remarks | 264 |
| Examination of Trigger Points | 264 |
| Therapy of Trigger Points | 264 |
| Trigger Points of the External Oblique Muscle of the Abdomen | 264 |
| Trigger Points and Areas of Pain Projection . | 265 |
| External Oblique Muscle of the Abdomen | 265 |
| Important Acupuncture Points and their Localizations | 266 |
| Description of the Muscle | 268 |
| Trigger Points of the Iliac Muscle | 268 |
| Preliminary Remarks | 268 |
| Examination of Trigger Points | 268 |
| Therapy of Trigger Points | 268 |
| Trigger Points and Areas of Pain Projection . | 269 |
| Greater Psoas Muscle | 269 |
| Description of the Muscle | 270 |
| Trigger Points of the Psoas Muscle | 270 |
| Preliminary Remarks | 270 |
| Examination of Trigger Points | 270 |
| Therapy of Trigger Points | 270 |
| Important Acupuncture Points and Their Localizations | 270 |
| Quadratus Lumborum Muscle | 270 |
| Description of the Muscle | 272 |
| Trigger Points of the Quadratus Lumborum Muscle | 272 |
| Preliminary Remarks | 272 |
| Examination of Trigger Points | 273 |
| Therapy of Trigger Points | 273 |
| Trigger Points and Areas of Pain Projection . | 274 |
| Important Acupuncture Points and Their Localizations | 275 |
| Gluteus Maximus Muscle | 276 |
| Description of the Muscle | 276 |
| Trigger Points of the Gluteus Maximus Muscle | 276 |

| | |
|---|-----|
| Preliminary Remarks | 276 |
| Examination of Trigger Points | 276 |
| Therapy of Trigger Points | 276 |
| Trigger Points of the Gluteus Maximus Muscle | 276 |
| Muscle | 276 |
| Trigger Points and Areas of Pain Projection . | 277 |
| Acupuncture Points of the Gluteus Maximus Muscle | 278 |
| Important Acupuncture Points and Their Localizations | 279 |
| Gluteus Medius Muscle | 279 |
| Description of the Muscle | 280 |
| Trigger Points of the Gluteus Medius Muscle | 280 |
| Examination of Trigger Points | 280 |
| Therapy of Trigger Points | 280 |
| Trigger Points of the Gluteus Medius Muscle | 280 |
| Trigger Points and Areas of Pain Projection . | 281 |
| Important Acupuncture Points and their Localizations | 283 |
| Gluteus Minimus Muscle | 283 |
| Description of the Muscle | 284 |
| Trigger Points of the Gluteus Minimus Muscle | 284 |
| Preliminary Remarks | 284 |
| Examination of Trigger Points | 284 |
| Therapy of Trigger Points | 284 |
| Trigger and Acupuncture Points of the Gluteus Minimus Muscle | 284 |
| Trigger Points and Areas of Pain Projection . | 285 |
| Important Acupuncture Points and their Localizations | 285 |
| Piriformis Muscle | 285 |
| Description of the Muscle | 286 |
| Trigger Points of the Piriformis Muscle | 286 |
| Preliminary Remarks | 286 |
| Examination of Trigger Points | 286 |
| Therapy of Trigger Points | 286 |
| Trigger and Acupuncture Points of the Piriformis Muscle | 286 |
| Trigger Points and Areas of Pain Projection . | 287 |

| | |
|--|-----|
| Important Acupuncture Points and Their Localizations | 287 |
| Quadriceps Femoris Muscle | 287 |
| Description of the Muscle | 288 |
| Trigger Points of the Quadriceps Femoris Muscle | 288 |
| Preliminary Remarks | 288 |
| Trigger Points of the Quadriceps Femoris Muscle | 288 |
| Examination of Trigger Points | 289 |
| Therapy of Trigger Points | 289 |
| Quadriceps Femoris Muscle | 289 |
| Trigger Points and Areas of Pain Projection . | 290 |
| Trigger Points of the Quadriceps Femoris Muscle | 290 |
| Quadriceps Femoris Muscle | 292 |
| Trigger Points of the Quadriceps Femoris Muscle | 292 |
| Quadriceps Femoris Muscle | 294 |
| Important Acupuncture Points and Their Localizations | 295 |
| Trigger and Acupuncture Points of the Quadriceps Femoris Muscle | 295 |
| Quadriceps Femoris Muscle | 296 |
| Hamstring Muscles (Biceps Muscle of Thigh, Semimembranosus Muscle, Semitendinosus Muscle) | 296 |
| Description of the Muscles | 298 |
| Trigger Points of the Hamstring Muscles ... | 299 |
| Preliminary Remarks | 299 |
| Examination of Trigger Points | 299 |
| Therapy of Trigger Points | 299 |
| Trigger Points and Areas of Pain Projection . | 300 |
| Important Acupuncture Points and their Localizations | 301 |
| Gracilis Muscle | 301 |
| Description of the Muscle | 302 |
| Trigger Points of the Gracilis Muscle | 302 |
| Preliminary Remarks | 302 |
| Examination of Trigger Points | 302 |
| Therapy of Trigger Points | 302 |
| Trigger Points and Areas of Pain Projection | 303 |

| | |
|---|-----|
| Important Acupuncture Points and their Localizations | 303 |
| Tensor Muscle of the Fascia Lata | 303 |
| Description of the Muscle | 304 |
| Trigger Points of the Tensor Muscle of the Fascia Lata | 304 |
| Preliminary Remarks | 304 |
| Examination of Trigger Points | 304 |
| Therapy of Trigger Points | 304 |
| Trigger Points and Areas of Pain Projection . | 305 |
| Important Acupuncture Points and their Localizations | 305 |
| Gastrocnemius Muscle | 305 |
| Description of the Muscle | 306 |
| Trigger Points of the Gastrocnemius Muscle | 306 |
| Preliminary Remarks | 306 |
| Examination of Trigger Points | 306 |
| Therapy of Trigger Points | 306 |
| Trigger Points and Areas of Pain Projection . | 306 |
| Important Acupuncture Points and their Localizations | 307 |
| Anterior Tibial Muscle | 307 |
| Description of the Muscle | 308 |
| Trigger Point of the Anterior Tibial Muscle . | 308 |
| Preliminary Remarks | 308 |
| Examination of Trigger Points | 308 |
| Therapy of Trigger Points | 308 |
| Trigger Points and Areas of Pain Projection . | 309 |
| Important Acupuncture Points and their Localizations | 310 |
| References | 312 |
| Further Reading | 314 |
| Picture credits | 317 |
| List of Points | 318 |
| Part 1: Body Acupuncture Points in Alphabetical Order | 318 |
| Part 2: Ear Acupuncture Points | 319 |
| Ear Points (Chinese Nomenclature) in Numerical Order | 319 |
| Ear Points (<i>Nogier</i> and <i>Bahr</i>) in Alphabetical Order | 320 |
| Part 3: Trigger Points in Alphabetical Order of the Muscles involved | 320 |
| Index | 323 |



Hecker / Steveling / Peuker / Kastner / Liebchen

[Color Atlas of Acupuncture](#)

Body Points, Ear Points, Trigger Points

300 pages, pb
publication 2008



More books on homeopathy, alternative medicine and a
healthy life www.narayana-verlag.com